

CV Art Department
October Monthly Report
23-24 School Year

Profile of a CV Learner

Please show evidence of the CV Learner Profile in your classroom this past month.

- Learner Profile Categories:
- Innovative Problem Solver
- Collaborator
- Global Citizen
- Communicator
- Life-Long Learner

Instructional model

- Positive School Climate
- Relevant and rigorous learning experiences
- Flexible Learning environment



Evidence of Students being engaged in 1 or more of the domains of the Profile of the CV Learner.

- Photos
- **Short explanation**

Mission:

To educate all students to strive for personal excellence while becoming caring and contributing citizens in a global community.

Vision:

To inspire a collaborative learning community

where all individuals have equal opportunities to achieve their fullest potential.

Comprehensive Plan:

1. Profile of a CV Learner
2. CV Instructional Model
3. Growth & Achievement for All Students
4. Student & Community Opportunities



AP Art / High School Myers

Adri
Bonacci

Advanced Placement 2D Design / Concentration:

Each student is engaged in the production of a series of 12 pieces. Each of these pieces should explore a solution to a design problem. This design problem is ***student centered and established***.

This design question will be what drives their inquiry and research.

The group engages in frequent ***critical dialogue***.

These group critiques inform their process and problem solving, ***Communication, experimentation, and revision*** are at the core of fostering student voice. Ongoing research establishes the habits necessary as part of a lifelong artistic practice.

Students display their own work in the school. They arrange and hang their work as well as accompanying information for the display. Each student maintains a google site to document their work and their process.



Adri Bonacci




Irelys Diaz Turvid



Alex Cleary



Sam Younger



7th Grade Art

Seventh grade students engaged in problem solving skills while creating animals of their choice. Because every animal and each student's vision were different, students had to engage in solving their own design issues as they built. Many students did collaborate with others on solving various design challenges



Cailyn Denlinger



**Joliani Rosario &
Brianna Halstead**



Moriah Yost



Lainey Driendl



Lydia Scott & Joanna Chen



Celest Celotto-Edwards
Sophia Alonso Barberia &



Adelaide Lehman



Kevin Nguyen &
Shyleen Le




8th Grade: Portraits


For this lesson, students were prompted to think of an individual that has had some impact on their life. Once their subject was chosen, they looked closer at their identity and found key characteristics to illustrate in their portrait. This kind of relevant and rigorous learning experience provided students with the skill challenge of creating a portrait, and the content knowledge of studying how artists have used portraiture to capture more than an individual's likeness.





8th Grade: Portraits




8th Grade: Portraits



8th Grade: Portraits



8th Grade: Portraits



Fritz Elementary Art Brubaker

Conestoga Valley learners at Fritz get to experience flexible learning environments such as our “Sketchbook Town” giving learners voice & choice. Learners have input and control over aspects of their learning and are innovative problem solvers. This activity incorporates student choice, practice, and independence. Sketchbook town is not just busy work it is an extension of their relevant and rigorous learning experience becoming lifelong learners!




Fritz Elementary Art

Harper & Louandre,
Lucas, Willow



Fritz Elementary Art Gianfranco & David



Fritz Elementary Art

Lily, George, Cameron



Fritz Elementary Art Stella & Louandre



Smoketown Elementary


Miss Raezer



Students in 3rd and 4th grade worked on plate monoprints which was a multi-step process using a variety of mediums. This project created a flexible learning environment for students to have some freedom while still communicating their ideas to the teacher and classmates. Students were able to help each other problem solve while collaborating with one another if they had a difficult time deciding what to create. This project requires creative thinking which helps shape a life-long learner.




Karas Adly & Olivia Deitrich




Bao Huynh & Ajay Rivera




Ethan Dienner & Xavier Colon




Anna Reisinger & Gaetano Satrio



Karlie Harver & Genesis Saavedra




Hamza Laila & Holly Hendershott



Brownstown Elementary

Mrs. Brown

First grade artists are learning to be innovative problem solvers and communicators. They were challenged to use lines, shape, and a limited color palette to express the idea of a thunderstorm. They listened to the sounds of thunderstorms as they worked and shared their own thunderstorm experiences with classmates.



Lianna




Andrew and Natalie
1st grade



Matteo and Kroy





4th grade

Artists in 4th grade learned strategies to show depth in a work of art. They collaborated with each other through mid-process critiques.



Alijah, Lilith, Addison, and Jayden 5th grade

Artists in 5th grade are being innovative problem solvers as they experiment with value as a tool to create depth in their artwork.



Kali and Harper 2nd grade

Artists in 2nd grade are learning that we can be life-long learners by constantly observing and reflecting on everyday life and scenery around us. These Fall artworks were inspired by Grandma Moses, a self-taught artist who began painting in her seventies.




Painting 2- Cara Hurst We Love our Pets

Communicator:

Sharing their stories
with peers about their
pets' personalities
fueled engagement
and enjoyment with
the process.

Artist: Steven Pena
Castro




Painting 2- We Love our Pets!

Global Citizen:

Students in Painting 2 class explored a variety of famous paintings of animals and pets. Students learned about a variety of styles, cultures and approaches of animal paintings.

Artist: Avery Axe



Painting 2-Cara Hurst

We love our Pets!

Pa

Innovative Problem Solver:

Students experimented with a variety of brushes and layering in various ways to create the hair and fur of the animals.

Artist: Natalie Miller



Painting 1- Cara Hurst Landscapes

innovator / Problem Solver:



Students observed and chose landscapes in their surroundings at home or other locations. They explored a variety of color pallets of their choice and applied principles of “Atmospheric Perspective” to create depth.



Eva Bandy



Painting 1, Cara Hurst Landscapes continued



Allison Miller



CVHS Ceramics 1

Theresa Gleason

In Ceramics 1, students “Shake, Rattle and Whistle” by forming pinch pots to make ocarinas, animal rattles and mugs. Students engaged in relevant learning experiences to show an understanding of the pinch pot hand building component of Ceramics 1 Curriculum. Pre-Columbian and Pueblo Pottery were the historical references and inspiration for the unit. Students learned about the nature of clay, its potential and limitations as well as several methods of surface decoration- sgraffito, mishima, underglaze and glaze.



Mia Cutipa



CVHS Ceramics 1



Ocarinas- Avaah Lilly, Mia Collazo Viera, Owl rattle- Lieve Koerts

CVHS Ceramics 1



Logan Atencio, Mia Collazo Viera



CVHS Ceramics 1



Skylee Nunez Ruhl, Paula Valverde Gomez



CVHS Ceramics 1



Bella Jones, Lieve Koerts



Saige Rowland



CVHS Ceramics 1



Layla Fischetto



Maelys Aslaoui

